



SSXM SERIES

Housing made of pressed stainless steel (grade 304) with sealed double ball race in swivelhead.

Available with top plate or single bolthole fixing.

WHEEL CODE

Wheel diam or (mm)
Swivel fixed

Tread width (mm)

Overall height (mm)

Plate type

Swivel radius (mm)

Bearing type

White nylon

NY

RN

NP

ENP

80

S

35
NP=33

110

A

72

SSXM80NY 190kg

SSXM80RN 100kg

SSXM80NP 190kg

SSXM80ENP 190kg

80

F

110

A

-

SSXM80NYB 190kg

SSXM80RN 100kg

SSXM80NPB 190kg

SSXM80ENPB 190kg

100

S

33
NY=32

130

A

88

SSXM100NY 210kg

SSXM100RN 160kg

SSXM100NP 210kg

SSXM100ENP 210kg

100

F

130

A

-

SSXM100NYB 210kg

SSXM100RN 160kg

SSXM100NPB 210kg

SSXM100ENPB 210kg

125

S

35

155

A

107

SSXM125NY 230kg

SSXM125RN 230kg

SSXM125NP 230kg

SSXM125ENP 230kg

125

F

155

A

-

SSXM125NYB 230kg

SSXM125RN 230kg

SSXM125NPB 230kg

SSXM125ENPB 230kg

150

S

40

181

A

121

SSXM150NY 250kg

SSXM150RN 250kg

SSXM150NP 250kg

SSXM150ENP 250kg

150

F

181

A

-

SSXM150NYB 250kg

SSXM150RN 250kg

SSXM150NPB 250kg

SSXM150ENPB 250kg

150

S

45
RN=50

183

B

127

SSXM150NYLP 340kg

SSXM150RNLP 340kg

SSXM150NPLP 340kg

SSXM150ENPLP 340kg

150

F

183

B

-

SSXM150NYBLP 340kg

SSXM150RNLP 340kg

SSXM150NPBLP 340kg

SSXM150ENPBLP 340kg

200

S

50

223

B

156

SSXM200NY 370kg

SSXM200RN 370kg

SSXM200NP 370kg

SSXM200ENP 370kg

200

F

223

B

-

SSXM200NYB 370kg

SSXM200RN 370kg

SSXM200NPB 370kg

SSXM200ENPB 370kg

Braked castors (swivel and wheelbrakes)

add to code: SWB

Single bolthole castor 80mm to 150mm (12mm)

add to code: BH12


Single bolthole castor 150mm to 200mm (16mm)

add to code: BH16

WHEEL BEARING KEY

-  Plain bore
-  Needle roller

AVAILABLE WHEEL TYPES (for full wheel specifications refer to pages indicated)

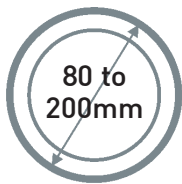


p79

p91

p94

p96



80 to
200mm



Bolt hole



100 to
370kg



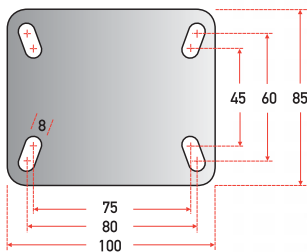
Plate
fixing



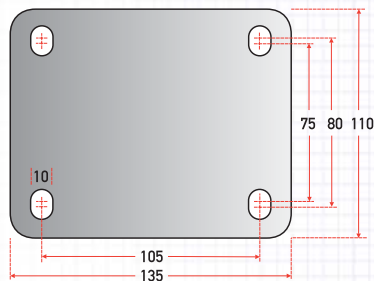
100-370kg

PLATE TYPES AND DIMENSIONS (mm)

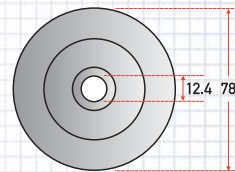
Type A



Type B



Single bolthole
add to code: BH12



Alternative fittings

SQUARE EXPANDERS



Tube section	Range for inside diameter of tube (mm)	Plug length (mm)	Plug material	Product code
Square	18.5 to 21.0	70	Nylon	SSEXS185/21
	21.5 to 24.0			SSEXS215/24
	25.0 to 30.0			SSEXS25/30

ROUND EXPANDERS



Tube section	Range for inside diameter of tube (mm)	Plug length (mm)	Plug material	Product code
Round	18.5 to 21.0	70	Nylon	SSEXR185/21
	21.5 to 24.0			SSEXR215/24
	25.0 to 30.0			SSEXR25/30

SSXM SERIES STAINLESS STEEL

